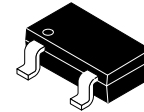


# N-Channel JFET

25 V, 20 to 40 mA, 40 mS, CPH3

CPH3910



CPH3  
CASE 318BA

## Features

- $V_{GDS}$ : -25 V max.
- $|y_{fs}|$ : 40 mS typ.
- $C_{iss}$ : 6.0 pF typ.
- $N_F$ : 2.1 dB typ.
- This is a Pb-Free Device

## Applications

- For AM Tuner RF Amplification
- Low Noise Amplifier

## ABSOLUTE MAXIMUM RATINGS (at $T_A = 25^\circ\text{C}$ )

Symbol	Parameter	Ratings	Unit
$V_{DSX}$	Drain-to-Source Voltage	25	V
$V_{GDS}$	Gate-to-Drain Voltage	-25	V
$I_G$	Gate Current	10	mA
$I_D$	Drain Current	50	mA
$P_D$	Allowable Power Dissipation	400	mW
$T_j$	Junction Temperature	150	$^\circ\text{C}$
$T_{stg}$	Storage Temperature	-55 to +150	$^\circ\text{C}$

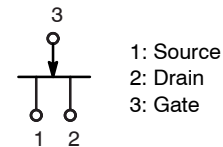
Stresses exceeding those listed in the Maximum Ratings table may damage the device. If any of these limits are exceeded, device functionality should not be assumed, damage may occur and reliability may be affected.

## ELECTRICAL CHARACTERISTICS (at $T_A = 25^\circ\text{C}$ )

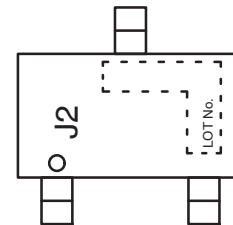
Symbol	Parameter	Test Conditions	Min	Typ	Max	Unit
$V_{(BR)GDS}$	Gate-to-Drain Breakdown Voltage	$I_G = -10 \mu\text{A}$ , $V_{DS} = 0 \text{ V}$	-25			V
$I_{GSS}$	Gate Cutoff Current	$V_{GS} = -10 \text{ V}$ , $V_{DS} = 0 \text{ V}$			-1.0	nA
$V_{GS(off)}$	Cutoff Voltage	$V_{DS} = 5 \text{ V}$ , $I_D = 100 \mu\text{A}$	-0.6	-1.2	-1.8	V
$I_{DSS}$	Drain Current	$V_{DS} = 5 \text{ V}$ , $V_{GS} = 0 \text{ V}$	20		40	mA
$ y_{fs} $	Forward Transfer Admittance	$V_{DS} = 5 \text{ V}$ , $V_{GS} = 0 \text{ V}$ , $f = 1 \text{ kHz}$	30	40		mS
$C_{iss}$	Input Capacitance	$V_{DS} = 5 \text{ V}$ , $V_{GS} = 0 \text{ V}$ , $f = 1 \text{ MHz}$		6.0		pF
$C_{rss}$	Reverse Transfer Capacitance	$V_{DS} = 5 \text{ V}$ , $V_{GS} = 0 \text{ V}$ , $f = 1 \text{ MHz}$		2.3		pF
$N_F$	Noise Figure	$V_{DS} = 5 \text{ V}$ , $V_{GS} = 0 \text{ V}$ , $f = 100 \text{ MHz}$		2.1	2.8	dB

Product parametric performance is indicated in the Electrical Characteristics for the listed test conditions, unless otherwise noted. Product performance may not be indicated by the Electrical Characteristics if operated under different conditions.

## ELECTRICAL CONNECTION



## MARKING DIAGRAM

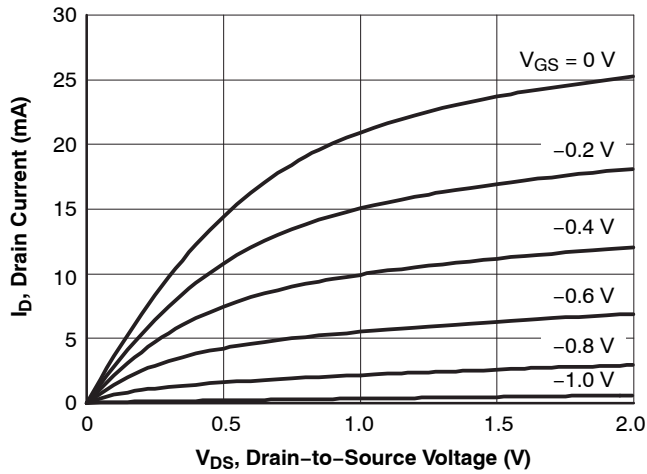
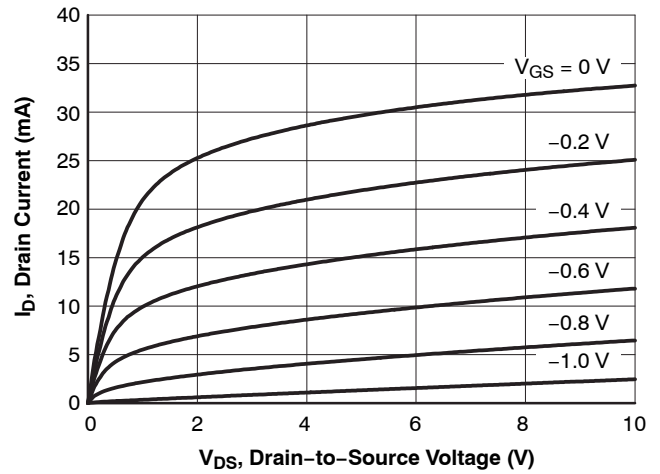
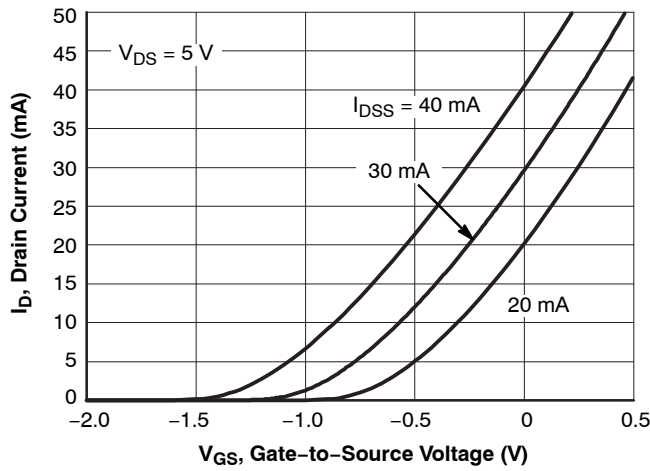
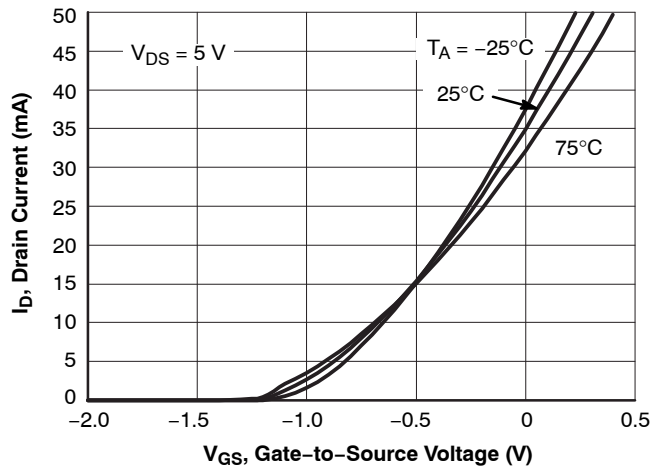
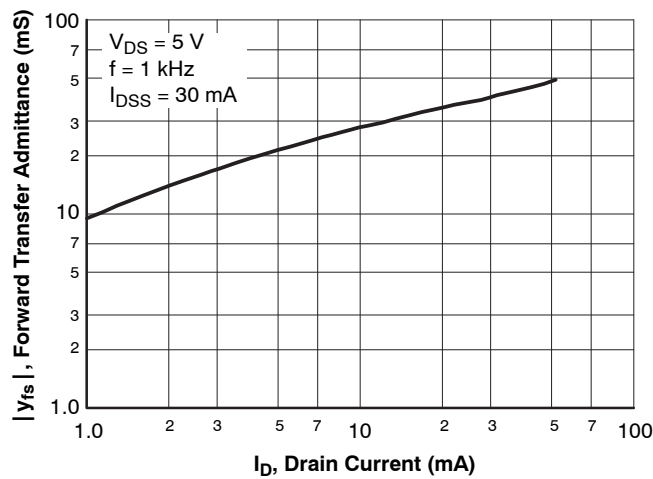
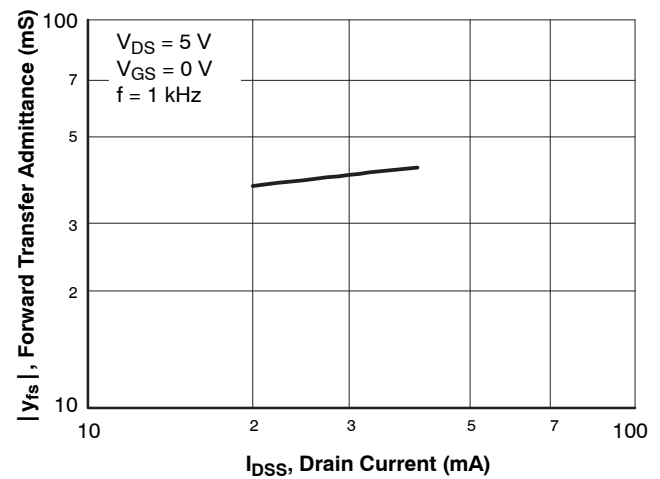


## ORDERING INFORMATION

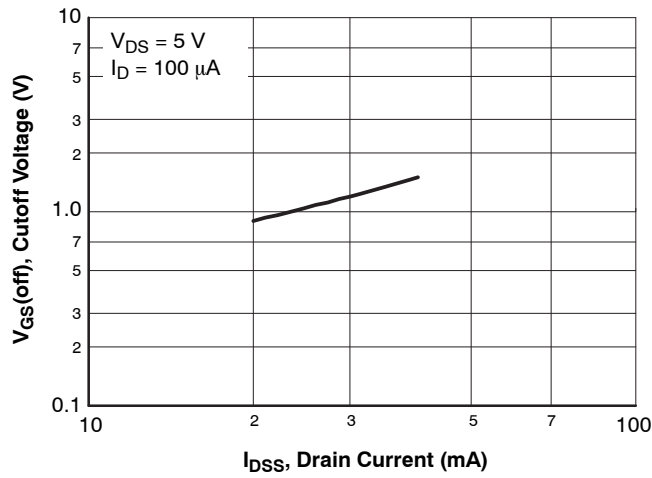
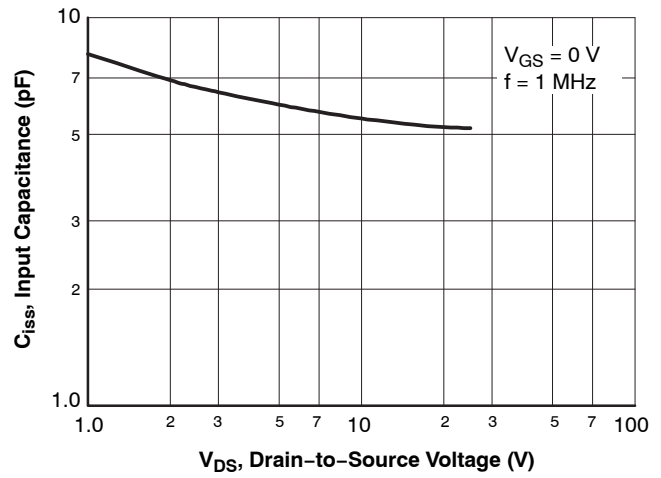
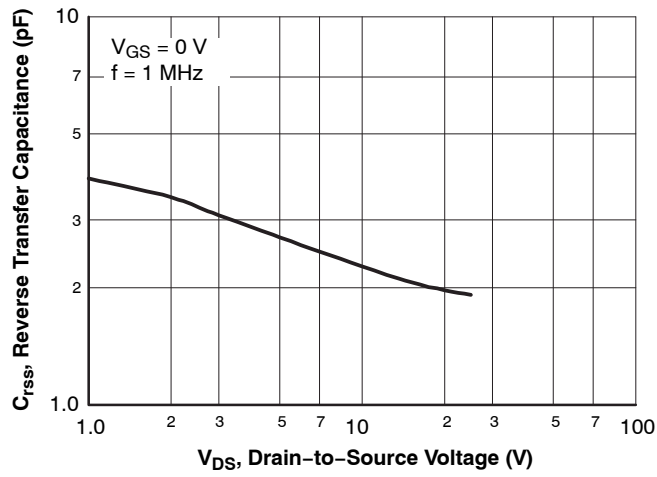
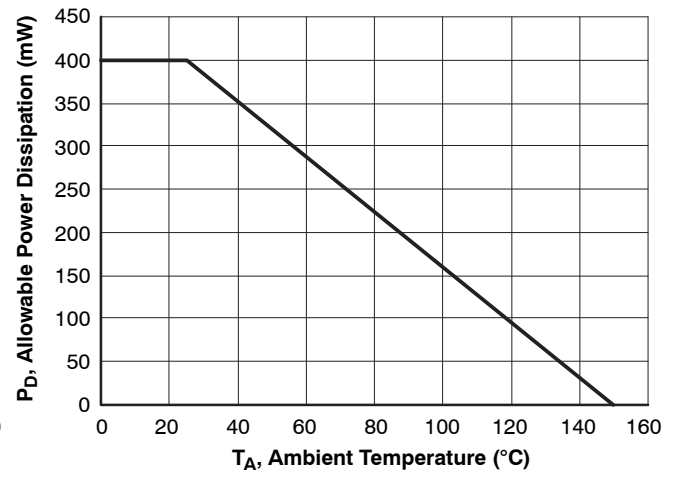
Device	Package	Shipping <sup>†</sup>
CPH3910-TL-E	CPH3 (Pb-Free)	3 000 / Tape & Reel

<sup>†</sup>For information on tape and reel specifications, including part orientation and tape sizes, please refer to our Tape and Reel Packaging Specification Brochure, [BRD8011/D](#).

## TYPICAL PERFORMANCE CHARACTERISTICS

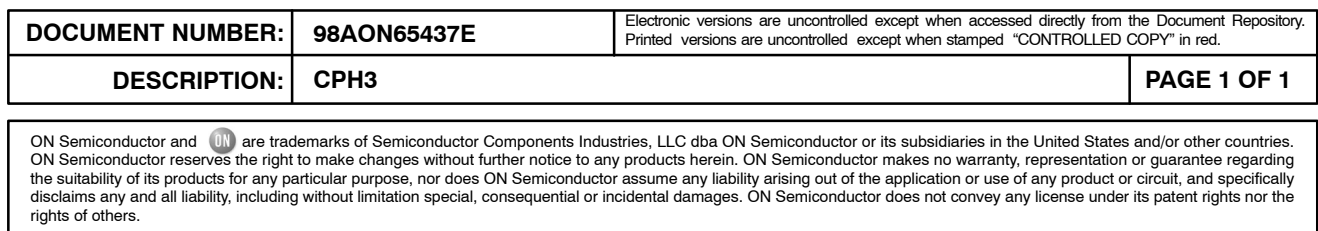
Figure 1.  $I_D - V_{DS}$ Figure 2.  $I_D - V_{DS}$ Figure 3.  $I_D - V_{GS}$ Figure 4.  $I_D - V_{GS}$ Figure 5.  $|y_{fs}| - I_D$ Figure 6.  $|y_{fs}| - I_{DSS}$

## TYPICAL PERFORMANCE CHARACTERISTICS (Continued)

Figure 7.  $V_{GS(off)} - I_{DSS}$ Figure 8.  $C_{iss} - V_{DS}$ Figure 9.  $C_{rss} - V_{DS}$ Figure 10.  $P_D - T_A$

**ON**

DATE 30 NOV 2011



**onsemi**, **Onsemi**, and other names, marks, and brands are registered and/or common law trademarks of Semiconductor Components Industries, LLC dba "**onsemi**" or its affiliates and/or subsidiaries in the United States and/or other countries. **onsemi** owns the rights to a number of patents, trademarks, copyrights, trade secrets, and other intellectual property. A listing of **onsemi**'s product/patent coverage may be accessed at [www.onsemi.com/site/pdf/Patent-Marking.pdf](http://www.onsemi.com/site/pdf/Patent-Marking.pdf). **onsemi** reserves the right to make changes at any time to any products or information herein, without notice. The information herein is provided "as-is" and **onsemi** makes no warranty, representation or guarantee regarding the accuracy of the information, product features, availability, functionality, or suitability of its products for any particular purpose, nor does **onsemi** assume any liability arising out of the application or use of any product or circuit, and specifically disclaims any and all liability, including without limitation special, consequential or incidental damages. Buyer is responsible for its products and applications using **onsemi** products, including compliance with all laws, regulations and safety requirements or standards, regardless of any support or applications information provided by **onsemi**. "Typical" parameters which may be provided in **onsemi** data sheets and/or specifications can and do vary in different applications and actual performance may vary over time. All operating parameters, including "Typicals" must be validated for each customer application by customer's technical experts. **onsemi** does not convey any license under any of its intellectual property rights nor the rights of others. **onsemi** products are not designed, intended, or authorized for use as a critical component in life support systems or any FDA Class 3 medical devices or medical devices with a same or similar classification in a foreign jurisdiction or any devices intended for implantation in the human body. Should Buyer purchase or use **onsemi** products for any such unintended or unauthorized application, Buyer shall indemnify and hold **onsemi** and its officers, employees, subsidiaries, affiliates, and distributors harmless against all claims, costs, damages, and expenses, and reasonable attorney fees arising out of, directly or indirectly, any claim of personal injury or death associated with such unintended or unauthorized use, even if such claim alleges that **onsemi** was negligent regarding the design or manufacture of the part. **onsemi** is an Equal Opportunity/Affirmative Action Employer. This literature is subject to all applicable copyright laws and is not for resale in any manner.

## ADDITIONAL INFORMATION

### TECHNICAL PUBLICATIONS:

Technical Library: [www.onsemi.com/design/resources/technical-documentation](http://www.onsemi.com/design/resources/technical-documentation)  
onsemi Website: [www.onsemi.com](http://www.onsemi.com)

### ONLINE SUPPORT: [www.onsemi.com/support](http://www.onsemi.com/support)

For additional information, please contact your local Sales Representative at  
[www.onsemi.com/support/sales](http://www.onsemi.com/support/sales)