

A3i

**Integrated
Amplifier**

Schematics

Cambridge Audio A3i Integrated Amplifier

SPECIFICATIONS

INPUT SENSITIVITY:

Phono:	1.75mV
CD:	400mV
Aux/Tuner/Tape:	200mV

INPUT IMPEDANCE: 47k Ω

SPEAKER IMPEDANCE: 4-16 Ω

POWER OUTPUT: 50 watts rms into 8 Ω

FREQUENCY RESPONSE: 2Hz to 50kHz (-3dB points)

CHANNEL SEPARATION: At 1kHz better than 75dB

DISTORTION: Less than 0.05% @ 1 Watt

SIGNAL: NOISE(A WEIGHTED): 90dB with 'CD direct'
80dB via tone controls

DIMENSIONS (MM): 90(h) x 430(w) x 300(d)

VOLTAGE AC: As specified on rear panel

POWER CONSUMPTION: As specified on rear panel

Cambridge Audio's policy is one of continuous improvement. It is possible therefore, that specifications and designs may change without prior notice.

Cambridge Audio A3i Integrated Amplifier

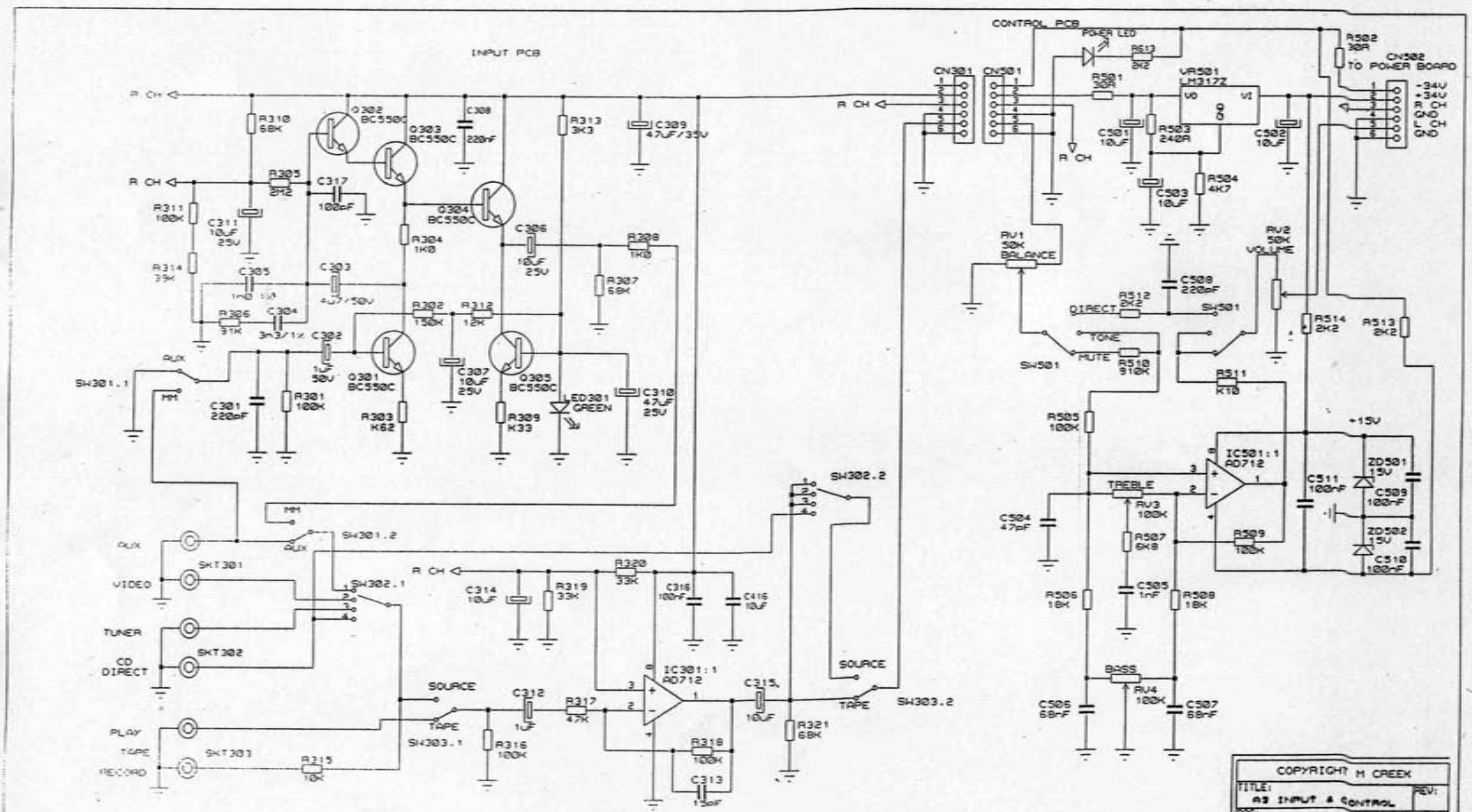
BIAS CURRENT SET UP

1. Switch on unit and allow to stand for 5 minutes, ensure volume control is at a minimum

2. a. With DC voltmeter connected across R23 reading should be 12mV +/- 1mV, adjust with P1 as necessary.

b. Measure voltage across R123 and adjust with P101

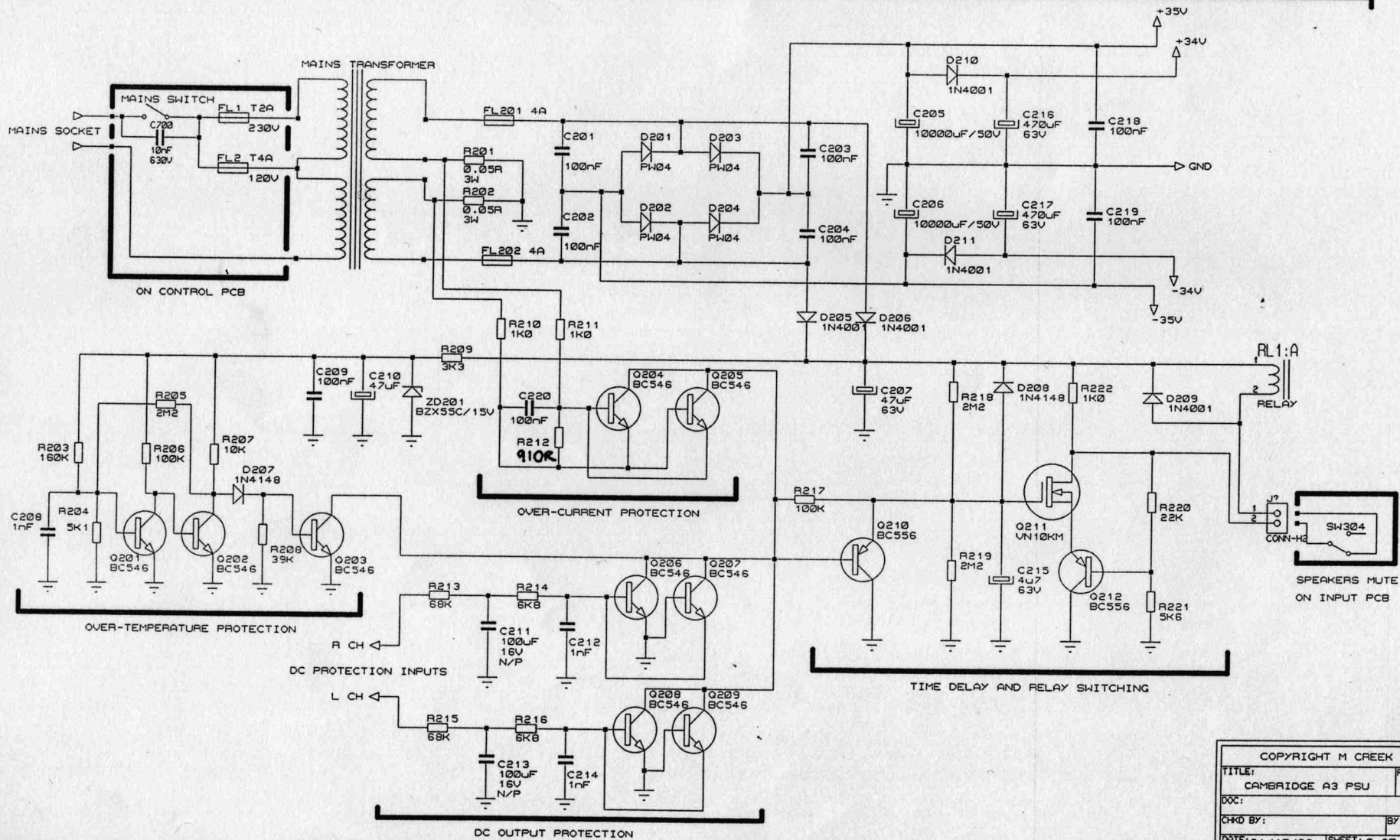
3. Repeat instructions 2a and 2b until readings are stable over a period of 5 minutes. (There is a thermal delay between adjusting the bias current and the reading stabilising).



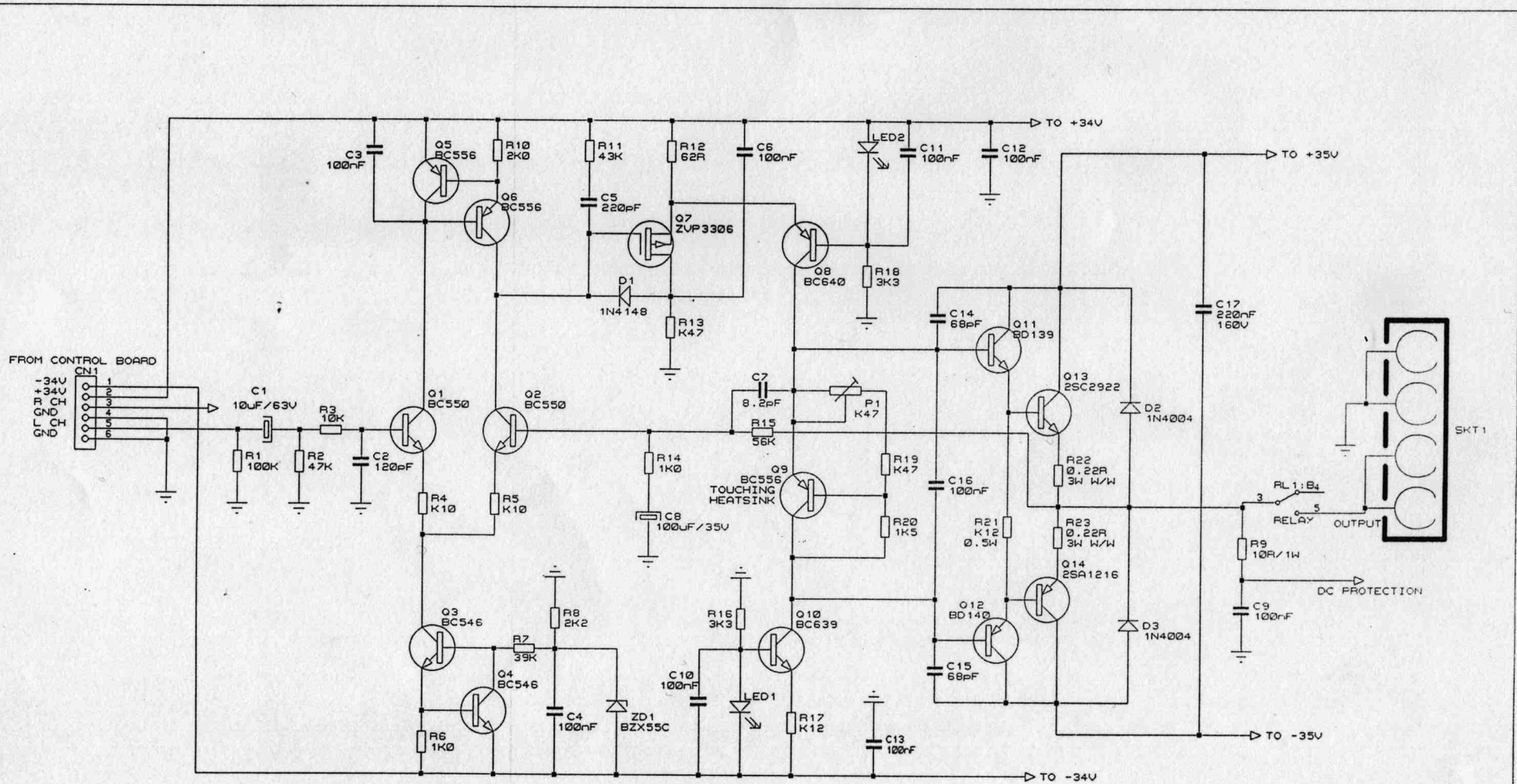
LEFT CHANNEL ONLY SHOWN
FOR RIGHT CHANNEL ADD 100 TO DESIGNATION

COPYRIGHT H CREEK	
TITLE: A3 INPUT & CONTROL	REV:
XXX:	
DRN BY:	BY: USB
DATE: 23/10/98	SHEET: 1 OF 3

SAFETY CRITICAL



COPYRIGHT M CREEK	
TITLE: CAMBRIDGE A3 PSU	REV:
DOC:	
CHKD BY:	BY: JBB
DATE: 21/10/98	SHEET: 3 OF 3



LEFT CHANNEL ONLY SHOWN
 FOR RIGHT CHANNEL ADD 100 TO DESIGNATION

COPYRIGHT M CREEK	
TITLE:	REV:
CAMBRIDGE A3 POWER AMP	
DOC:	
CHKD BY:	BY: JBB
DATE: 23/10/96	SHEET: 2 OF 3