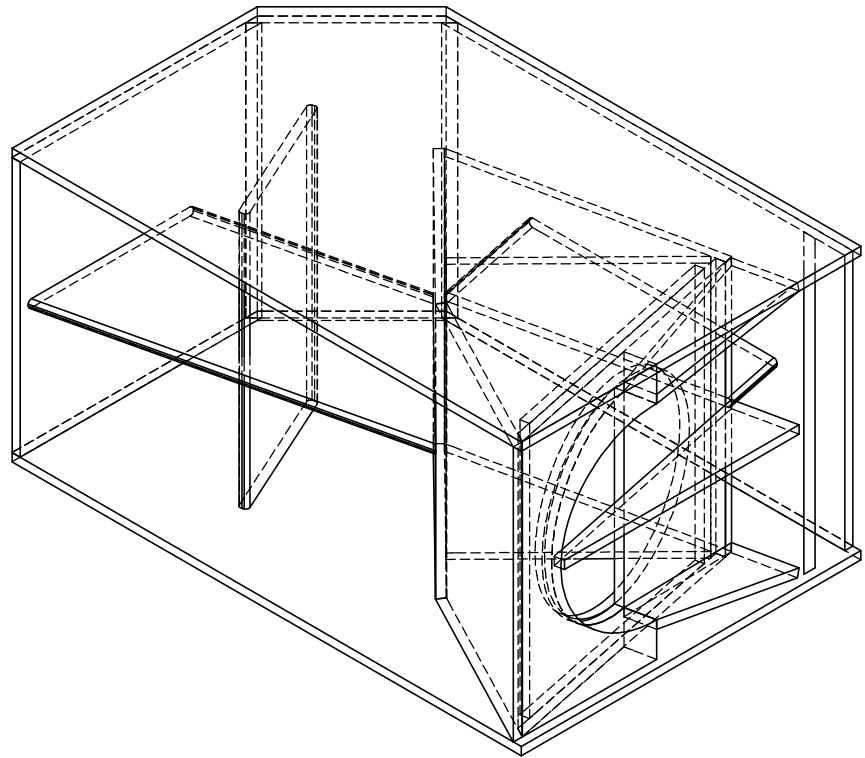
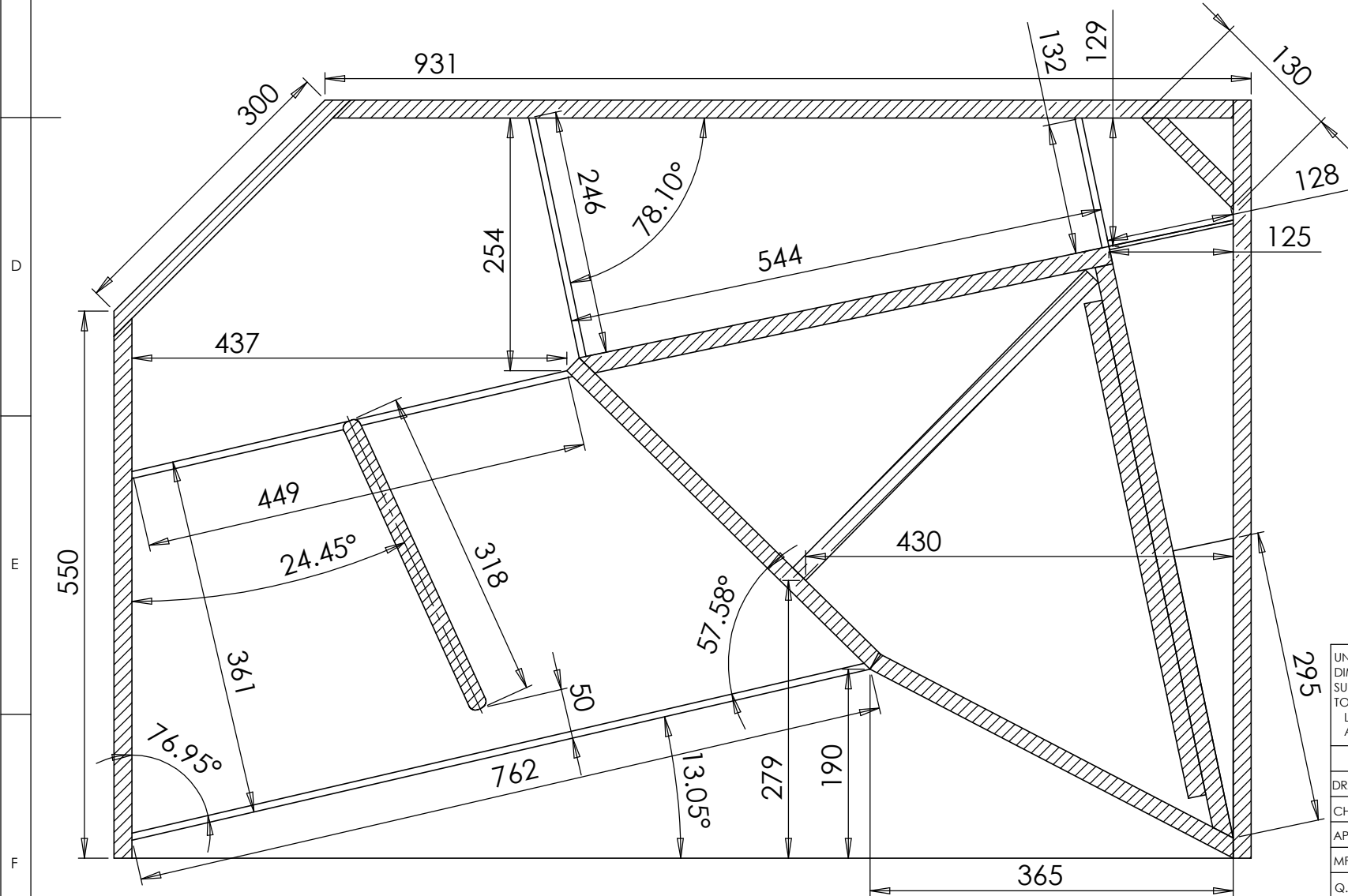
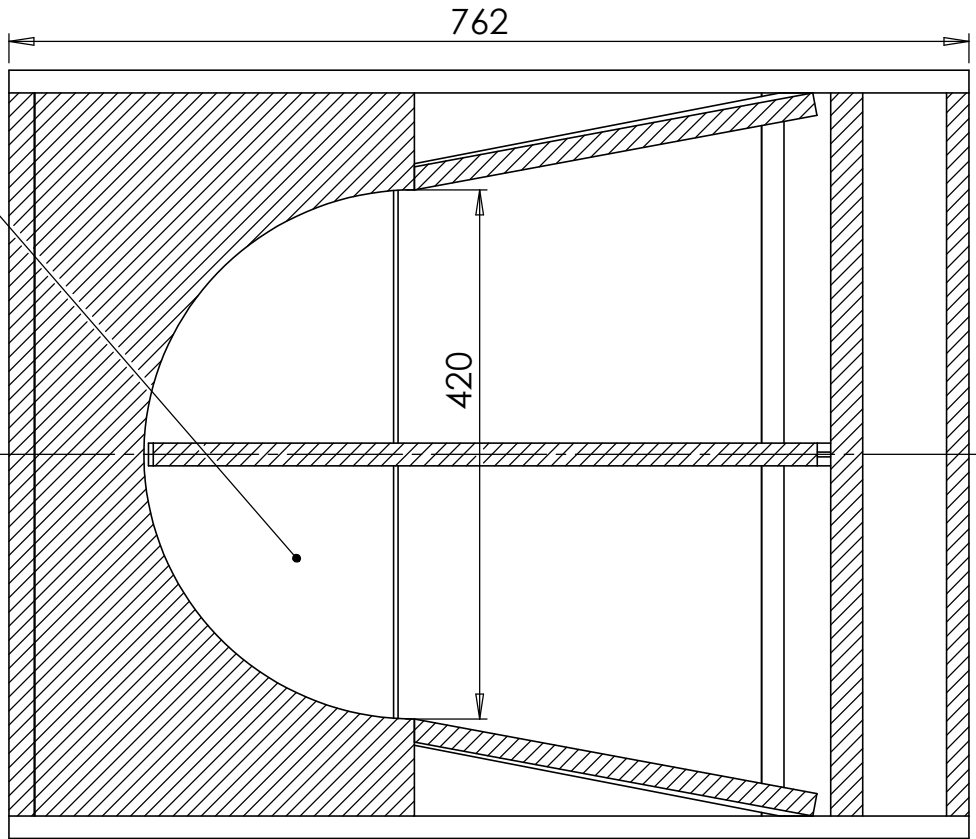


semi circle
50% cutout



side
hidden

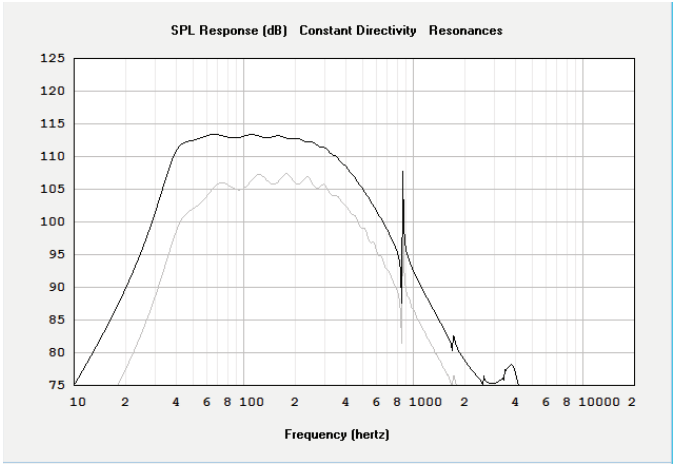
UNLESS OTHERWISE SPECIFIED: DIMENSIONS ARE IN MILLIMETERS SURFACE FINISH: TOLERANCES: LINEAR: ANGULAR:				FINISH:		DEBUR AND BREAK SHARP EDGES		1:6 SCALE WHEN PRINTED ON A3		REVISION V1.0																																											
								DESIGN REWORK																																													
<table><tr><td></td><td>NAME</td><td>SIGNATURE</td><td>DATE</td><td></td><td></td><td></td></tr><tr><td>DRAWN</td><td>NINELEAVES</td><td></td><td>04/03/09</td><td></td><td></td><td></td></tr><tr><td>CHK'D</td><td></td><td></td><td></td><td></td><td></td><td></td></tr><tr><td>APP'VD</td><td></td><td></td><td></td><td></td><td></td><td></td></tr><tr><td>MFG</td><td></td><td></td><td></td><td></td><td></td><td></td></tr><tr><td>Q.A</td><td></td><td></td><td></td><td></td><td></td><td></td></tr></table>									NAME	SIGNATURE	DATE				DRAWN	NINELEAVES		04/03/09				CHK'D							APP'VD							MFG							Q.A							TITLE:		18" INVADER BIN	
									NAME	SIGNATURE	DATE																																										
								DRAWN	NINELEAVES		04/03/09																																										
								CHK'D																																													
								APP'VD																																													
								MFG																																													
Q.A																																																					
<table><tr><td></td><td></td><td></td><td></td><td colspan="3">MATERIAL:</td></tr><tr><td></td><td></td><td></td><td></td><td colspan="3"></td></tr><tr><td></td><td></td><td></td><td></td><td colspan="3"></td></tr></table>												MATERIAL:																	DWG NO.		18B600		A3																				
												MATERIAL:																																									
								WEIGHT:		SCALE:1:10				SHEET 1 OF 1																																							

NINELEAVES - 18" INVADER BIN

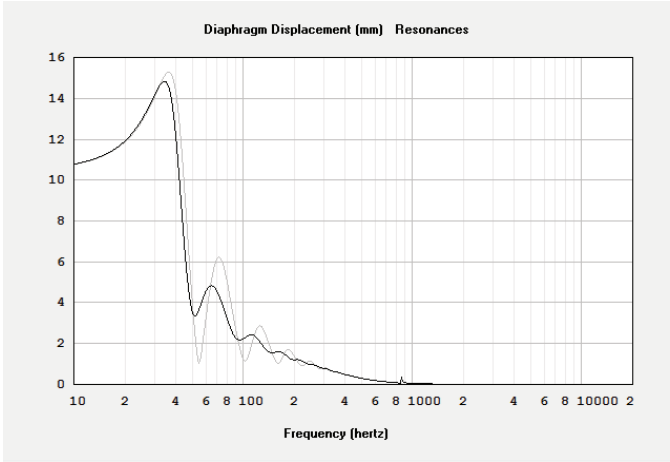
DEFAULT VALUES

Ang	<input type="text" value="2.0 x Pi"/>	Eg	<input type="text" value="2.83"/>	Rg	<input type="text" value="0.00"/>	Fta	<input type="text" value="17.82"/>
S1	<input type="text" value="350.00"/>	S2	<input type="text" value="7200.00"/>	Tra	<input type="text" value="232.98"/>	F12	<input type="text" value="35.00"/>
S2	<input type="text" value="0.00"/>	S3	<input type="text" value="0.00"/>	L23	<input type="text" value="0.00"/>	AT	<input type="text" value="3.87"/>
S3	<input type="text" value="0.00"/>	S4	<input type="text" value="0.00"/>	L34	<input type="text" value="0.00"/>	F34	<input type="text" value="0.00"/>
S4	<input type="text" value="0.00"/>	S5	<input type="text" value="0.00"/>	L45	<input type="text" value="0.00"/>	F45	<input type="text" value="0.00"/>
Sd	<input type="text" value="1120.00"/>	Cms	<input type="text" value="1.98E-04"/>	Mmd	<input type="text" value="148.00"/>	Re	<input type="text" value="5.80"/>
Bl	<input type="text" value="25.25"/>	Rms	<input type="text" value="4.11"/>	Le	<input type="text" value="1.00"/>	Nd	<input type="text" value="1"/>
Vrc	<input type="text" value="50.00"/>	Fr	<input type="text" value="0.00"/>	Vtc	<input type="text" value="5000.00"/>		
Lrc	<input type="text" value="20.00"/>	Tal	<input type="text" value="0.00"/>	Atc	<input type="text" value="1120.00"/>		
Comment <input bin"="" invader="" type="text" value="18"/>							
<div>PreviousNextEditAddDeleteRecord 193 of 193Calculate</div>							

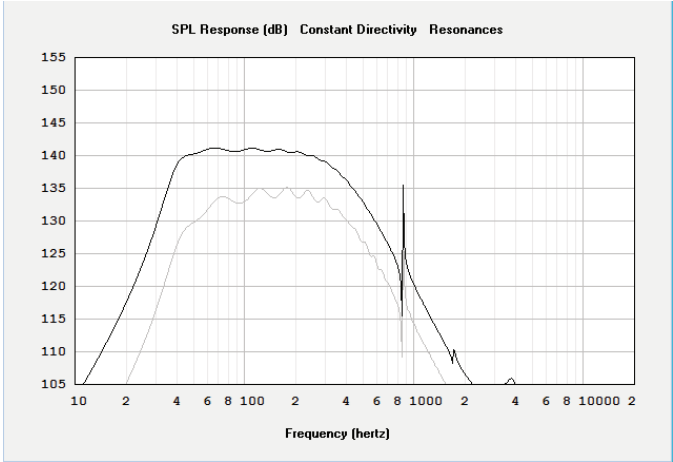
1W/1M SENS. FOR CORNER & HALFSPACE



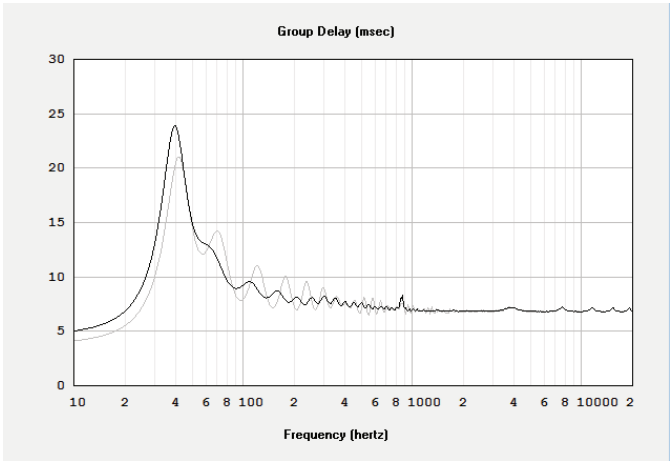
600W/1M EXC. FOR CORNER & HALFSPACE



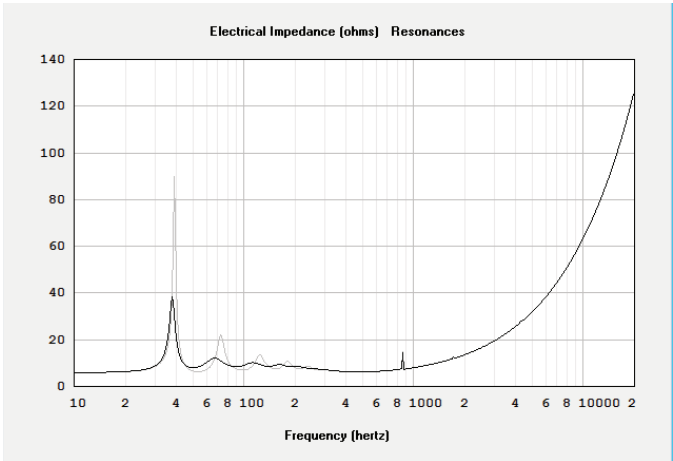
600W/1M SPL. FOR CORNER & HALFSPACE



GROUP DELAY. FOR CORNER & HALFSPACE



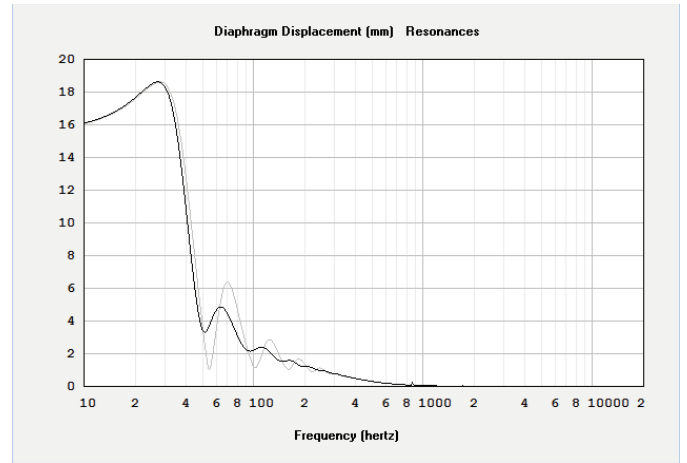
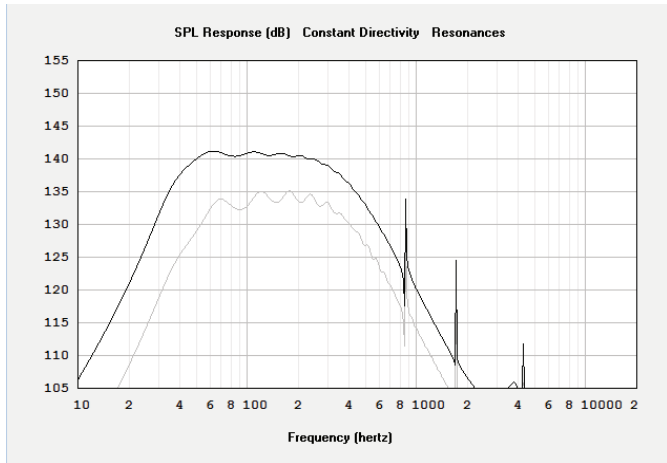
RES. FOR CORNER & HALFSPACE



NINELEAVES - 18" INVADER BIN

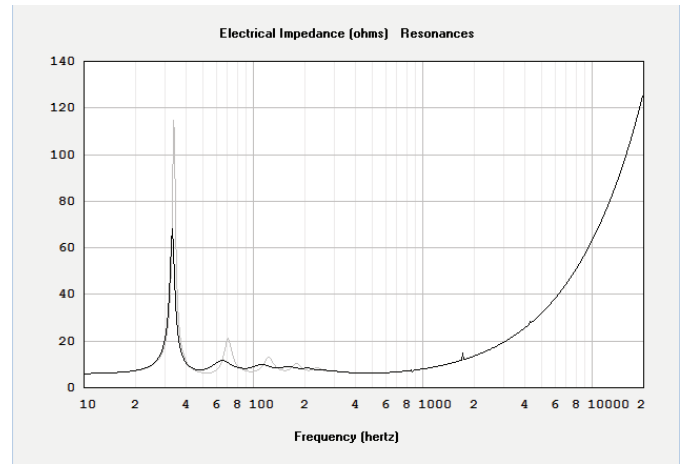
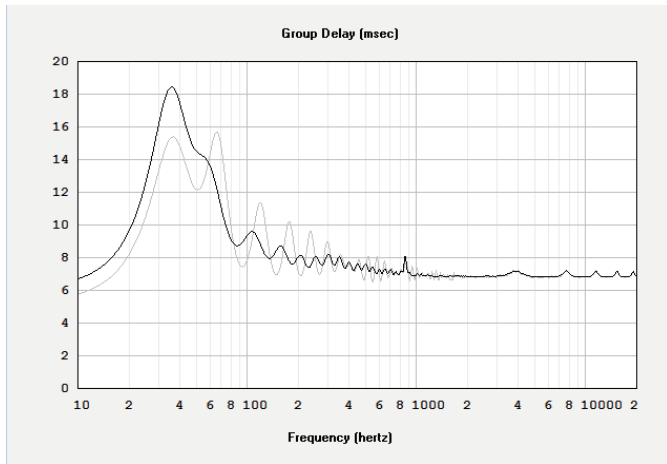
600W - 80 LITRE REAR CHAMBER VOLUME

80L - EXC.



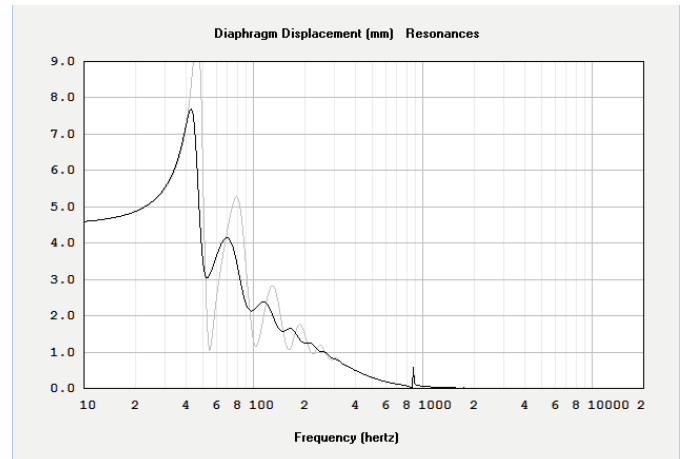
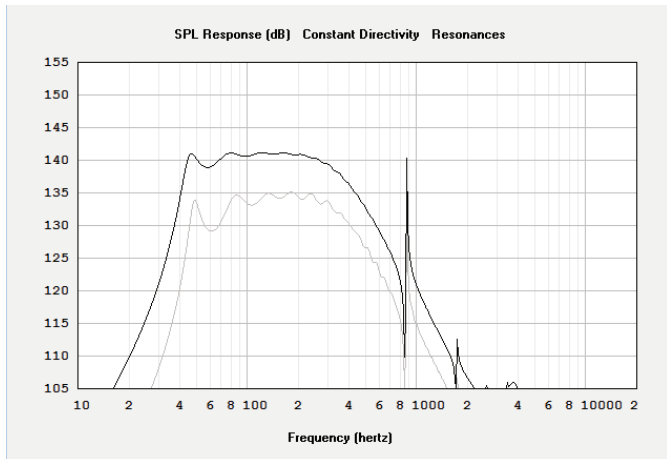
80L - GROUP DELAY.

80L - OHMS.



600W - 20 LITRE REAR CHAMBER VOLUME

20L - EXC.



20L - GROUP DELAY.

20L - OHMS.

