


15" - PAPER CONE DRIVER - 380 mm**PROFESSIONAL LINE**

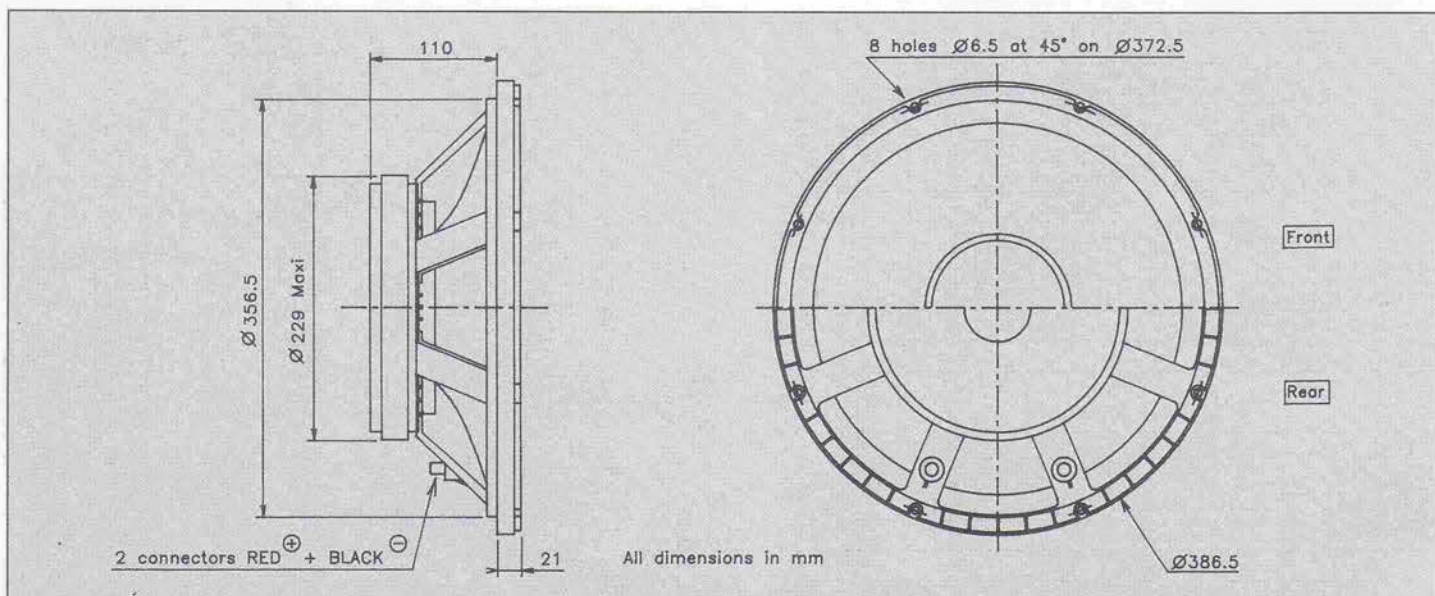
Very high efficiency - 100 dB
 Very high power - 350 W
 Foam suspension
 Ultra stiff die cast chassis
 Heat sink design - Vented pole piece
 Kapton voice coil former (100 mm Ø)
 Flat copper wire
 Gold plated binding posts

Très haut rendement - 100 dB
 Puissance très élevée - 350 W
 Suspension mousse
 Châssis moulé ultra-rigide
 Ailettes de refroidissement - Noyau ventilé
 Bobine sur support Kapton (Ø 100 mm)
 Fil cuivre plat sur chant
 Bornes plaquées or

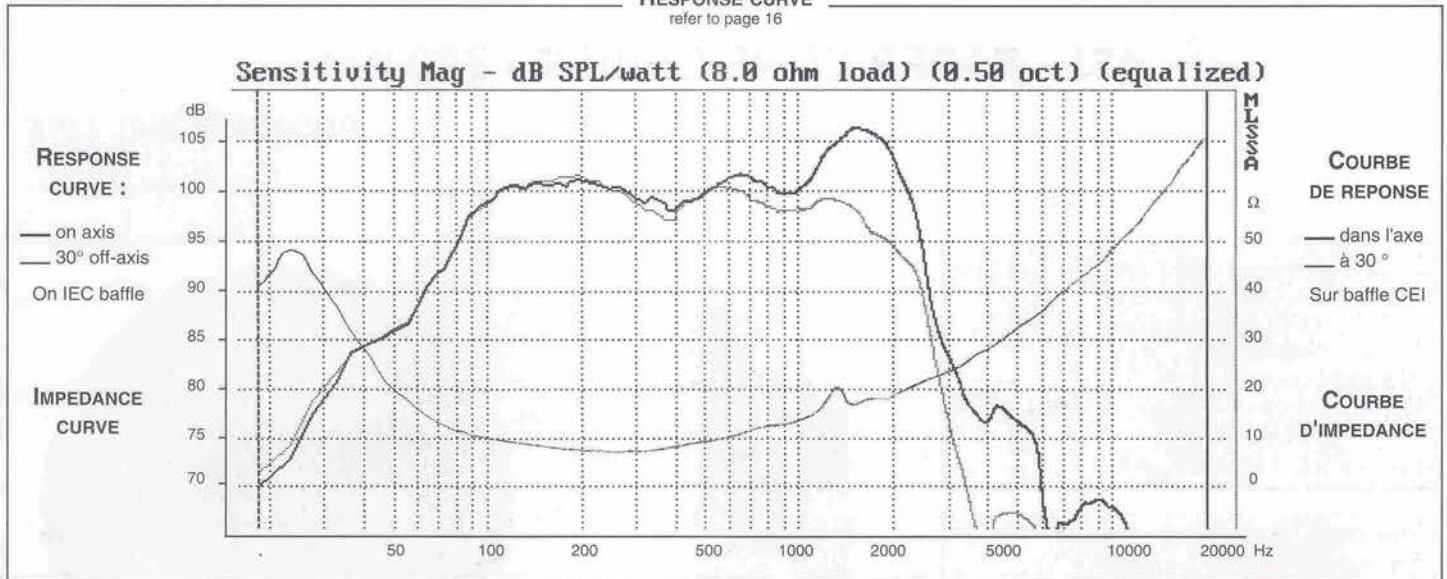


This 15" woofer is designed to work in a C4 alignment vented system to reinforce deep bass down to 40 Hz, with low distortion at high power levels. The very high sensitivity (100 dB) and exceptional power handling (350 W) result from the very large diameter magnet (9") coupled with a 4" edgewound flat copper wire voice coil mounted onto a fiberglass reinforced Kapton former. The magnet has a vented pole piece and is heatsinked to the Zamak chassis to maximize heat dissipation. Gold plated binding posts fitted onto the Ultra stiff die cast chassis are designed to accept large diameter cables. The "suggested applications" charts indicate various driver loads. The response curves shown on the diagram indicate the predicted low end response of the driver in the suggested box volume (Vb) with suggested port (Dp-Lp).

Ce woofer de 380 mm à grandes elongations est particulièrement destiné à la reproduction du grave à fort niveau sans distorsion en enceinte bass reflex. Son très haut rendement (100 dB) et sa très forte tenue en puissance (350 W) résultent de l'utilisation d'une large structure magnétique (225 mm) associée à une bobine de 100 mm sur support Kapton renforcé fibre de verre à fil de cuivre plat sur chant. La dissipation de la chaleur est optimisée par les ailettes de refroidissement du châssis moulé Zamak et le noyau ventilé. La réponse dans le grave s'étend jusqu'à 40 Hz avec un alignement C4. Les borniers plaqués or permettent l'utilisation de câble de forte section. Le tableau "Suggested applications" indique différents types de charge. Les courbes publiées correspondent à la réponse dans le grave pour un volume (Vb) et une dimension d'évent donnée (Dp-Lp).



RESPONSE CURVE
refer to page 16



SPECIFICATIONS

Technical Characteristics	Symbol	Value	Units
---------------------------	--------	-------	-------

PRIMARY APPLICATION

Nominal Impedance	Z	8	Ω
Resonance Frequency	Fs	23,8	Hz
Nominal Power Handling	P	350	W
Sensitivity	E	100	dB

VOICE COIL

Voice coil diameter	Ø	100	mm
Minimum Impedance	Zmin	7,6	Ω
DC Resistance	Re	5,8	Ω
Voice Coil Inductance	Lbm	0,75	mH
Voice coil Length	h	1,8	mm
Former	-	Kapton	-
Number of layers	n	1	-

MAGNET

Magnet dimensions	Ø x h	224 x 23	mm
Magnet weight	m	3,43	kg
Flux density	B	1,2	T
Force factor	BL	25,8	NA ⁻¹
Height of magnetic gap	He	7	mm
Stray flux	Fmag	-	Am ⁻¹
Linear excursion	Xmax	±5,5	mm

PARAMETERS

Suspension Compliance	Cms	0,33.10 ⁻³	mN ⁻¹
Mechanical Q Factor	Qms	1,39	-
Electrical Q Factor	Qes	0,17	-
Total Q Factor	Qts	0,15	-
Mechanical Resistance	Rms	14,6	kg s ⁻¹
Moving Mass	Mms	136.10 ⁻³	kg
Effective Piston Area	S	9,0.10 ⁻²	m ²
Volume Equivalent of Air at Cas	Vas	376.10 ⁻³	m ³
Mass of speaker	M	10	kg

APPLICATION PARAMETERS

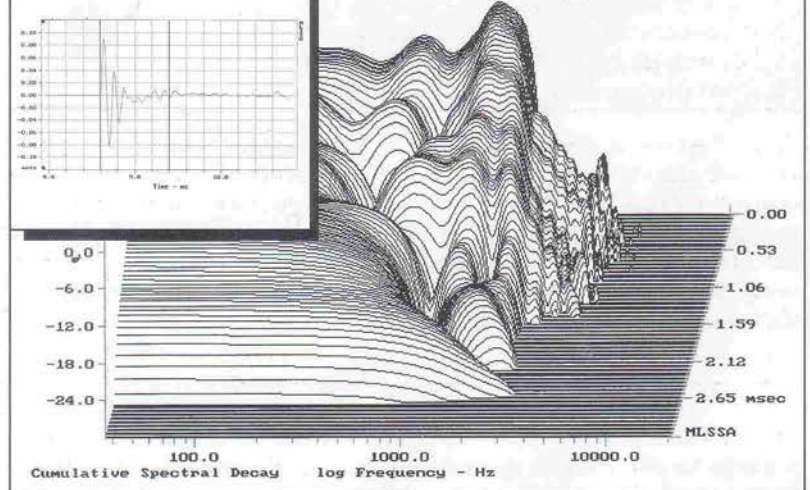
Vb	Box volume	dm ³
Fb	Tuning frequency	Hz
Dp	Port diameter	cm
Lp	Port length	cm

IMPULSE RESPONSE



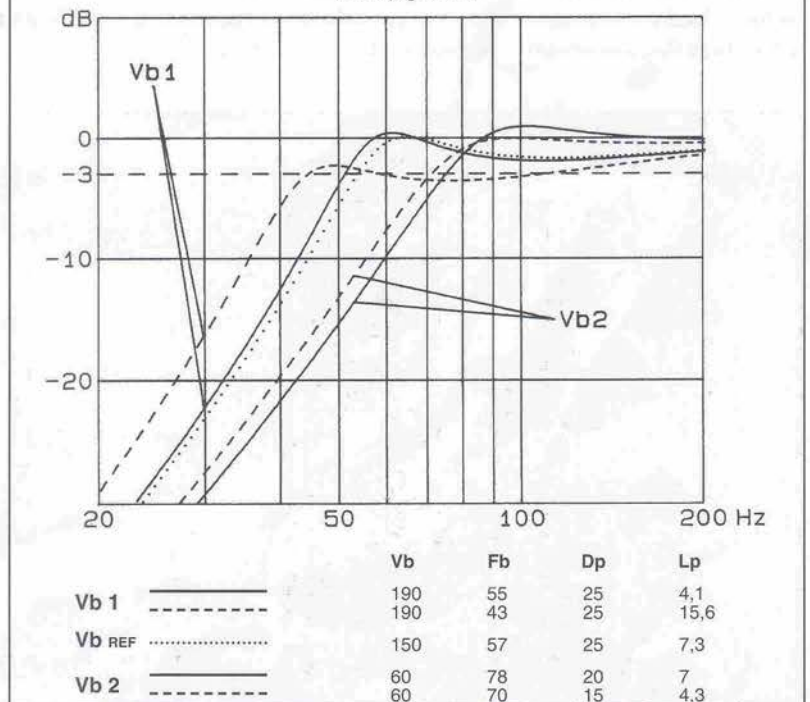
WATERFALL

refer to page 16



SUGGESTED APPLICATIONS

refer to page 8 to 13



Please refer to method of measurement and measurement conditions pages 15 to 19.

Audax may, without prior notification modify the specifications on its products further to research and development requirements.