


15" - PAPER CONE DRIVER - 380 mm

4 Ω

CAR LINE

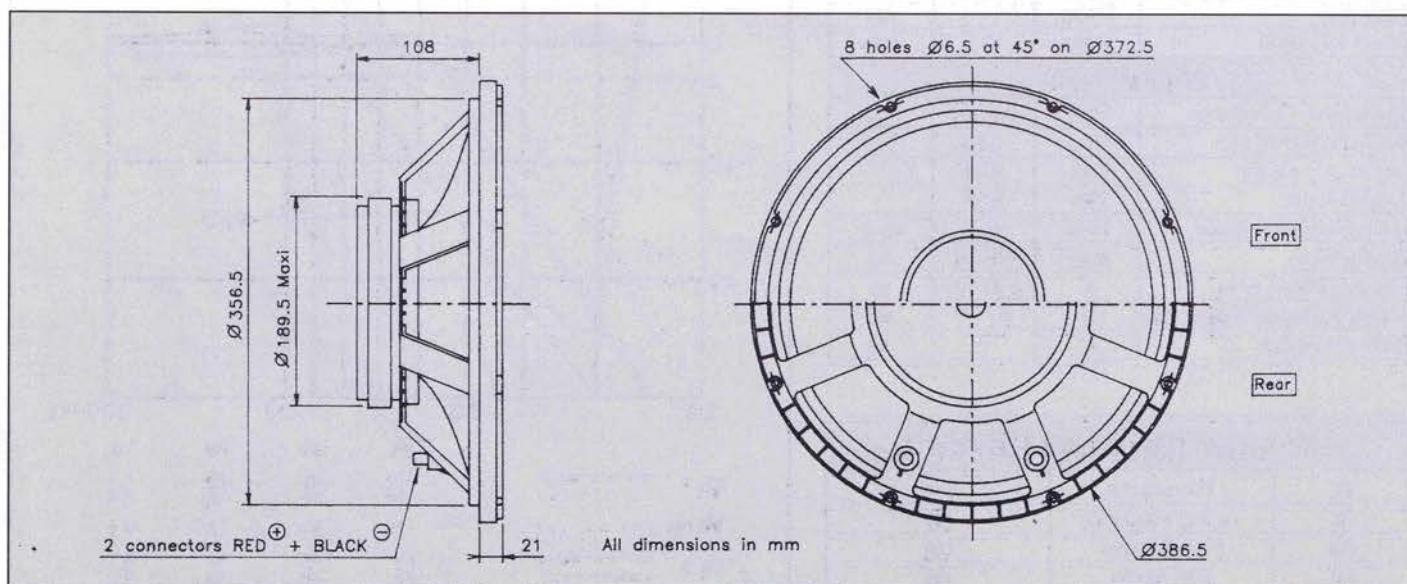
Automotive application - 98 dB
High power - 150 W
Coated textile suspension
Ultra stiff die cast chassis
Heat sink design - Vented pole piece
Kapton voice coil former (70 mm \varnothing)
Flat copper wire
Gold plated binding posts

Application automobile - 98 dB
Forte puissance - 150 W
Suspension toile traitée
Châssis moulé ultra-rigide
Ailettes de refroidissement - Noyau ventilé
Bobine sur support Kapton (\varnothing 70 mm)
Fil cuivre plat sur chant
Bornes plaquées or



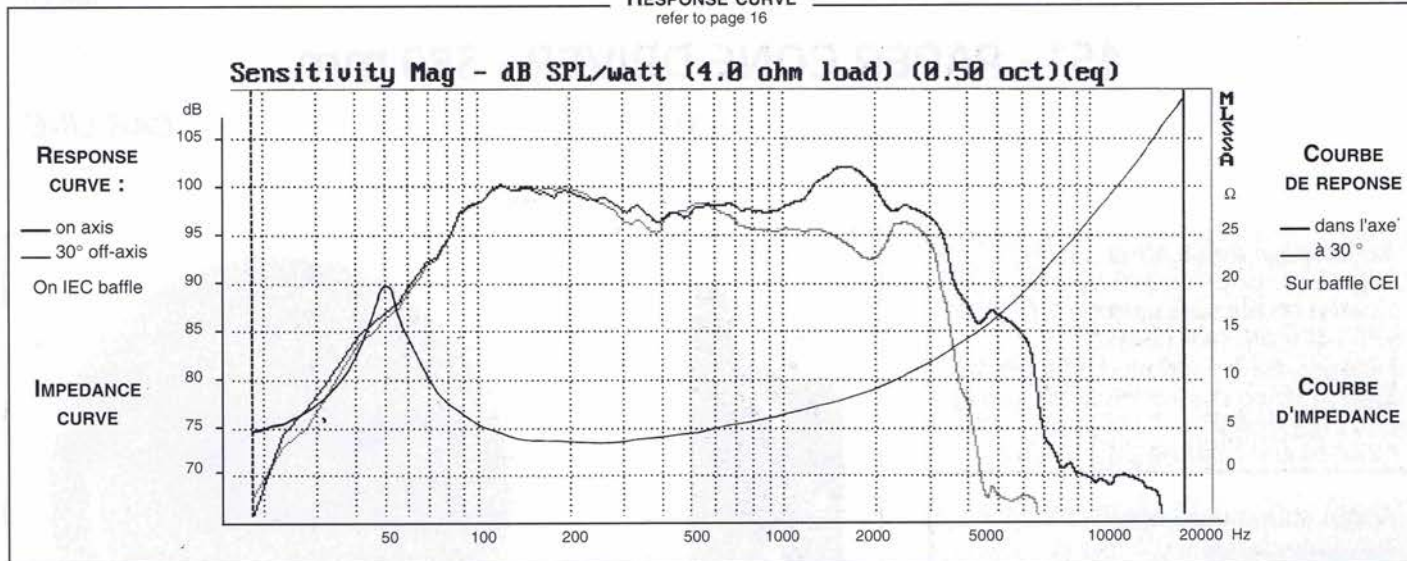
High power (150 W IEC, 300 W MUSIC), High efficiency (98 dB) and 4 Ohms impedance make this 15" woofer especially well suited for high end automotive systems. The large diameter magnet (7") has a vented pole piece and is heatsinked to the Zamak chassis to maximize heat dissipation. The flat copper wire voice coil is wound onto a fiberglass reinforced Kapton former for exceptional power handling. Gold plated binding posts fitted onto the Ultra stiff die cast chassis are designed to accept large diameter cables. The "suggested applications" charts indicate various driver loads. The response curves shown on the diagram indicate the predicted low end response of the driver in the suggested box volume (V_b) with suggested port (D_p-L_p).

Ce haut-parleur grave de 380 mm à haut rendement (98 dB) et forte tenue en puissance (150 W - 300 W MUSIQUE) est particulièrement destiné à des systèmes automobiles haut de gamme multivoies (4 Ω). Le châssis ultra rigide à ailettes de refroidissement et le noyau ventilé permettent une dissipation optimale de la chaleur. La structure magnétique largement dimensionnée (\varnothing 180 mm) est équipée d'une bobine de 70 mm sur support Kapton renforcé fibre de verre en fil de cuivre plat sur chant. Les borniers plaqués or permettent l'utilisation de câbles de forte section. Le tableau "Suggested applications" indique différents types de charge. Les courbes publiées correspondent à la réponse dans le grave pour un volume (V_b) et une dimension d'évent donnée (D_p-L_p).



RESPONSE CURVE

refer to page 16



SPECIFICATIONS

Technical Characteristics	Symbol	Value	Units
---------------------------	--------	-------	-------

PRIMARY APPLICATION

Nominal Impedance	Z	4	Ω
Resonance Frequency	Fs	52	Hz
Nominal Power Handling	P	150	W
Sensitivity	E	98	dB

VOICE COIL

Voice coil diameter	\varnothing	70	mm
Minimum Impedance	Zmin	3,6	Ω
DC Resistance	Re	3,1	Ω
Voice Coil Inductance	Lbm	0,45	mH
Voice coil Length	h	14,6	mm
Former	-	Kapton	-
Number of layers	n	1	-

MAGNET

Magnet dimensions	$\varnothing \times h$	184 X 20	mm
Magnet weight	m	1,91	kg
Flux density	B	1,2	T
Force factor	BL	13,5	NA ⁻¹
Height of magnetic gap	He	7	mm
Stray flux	Fmag	-	Am ⁻¹
Linear excursion	Xmax	±3,8	mm

PARAMETERS

Suspension Compliance	Cms	0,08.10 ⁻³	mN ⁻¹
Mechanical Q Factor	Qms	3,62	-
Electrical Q Factor	Qes	0,61	-
Total Q Factor	Qts	0,52	-
Mechanical Resistance	Rms	10,3	kg s ⁻¹
Moving Mass	Mms	115.10 ⁻³	kg
Effective Piston Area	S	8,92.10 ⁻²	m ²
Volume Equivalent of Air at Cas	Vas	92.10 ⁻³	m ³
Mass of speaker	M	7,8	kg

APPLICATION PARAMETERS

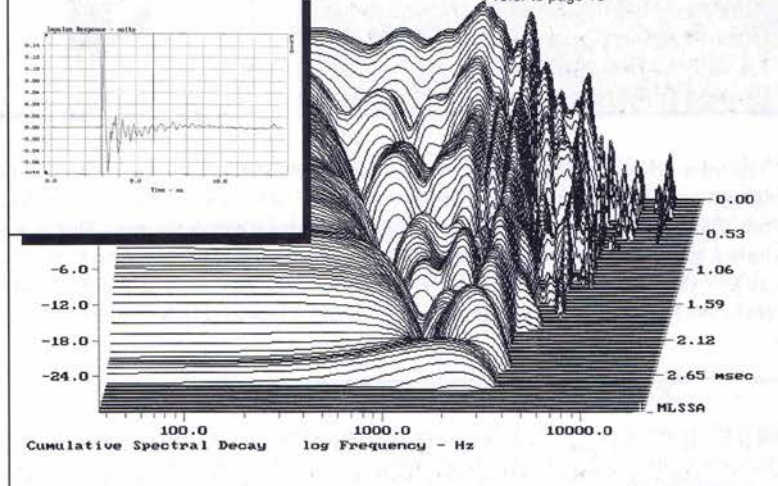
Vb	Box volume	dm ³
Fb	Tuning frequency	Hz
Dp	Port diameter	cm
Lp	Port length	cm

IMPULSE RESPONSE



WATERFALL

refer to page 16



SUGGESTED APPLICATIONS

refer to page 8 to 13

