




L12/12



L15/15




L8/8




L10/10



MR 505




MR 45A




MR 52



MR 98



TW 2



TW 205



TW 310



TW 719C



TW 725