

## Tang Band Quarter Wave Update

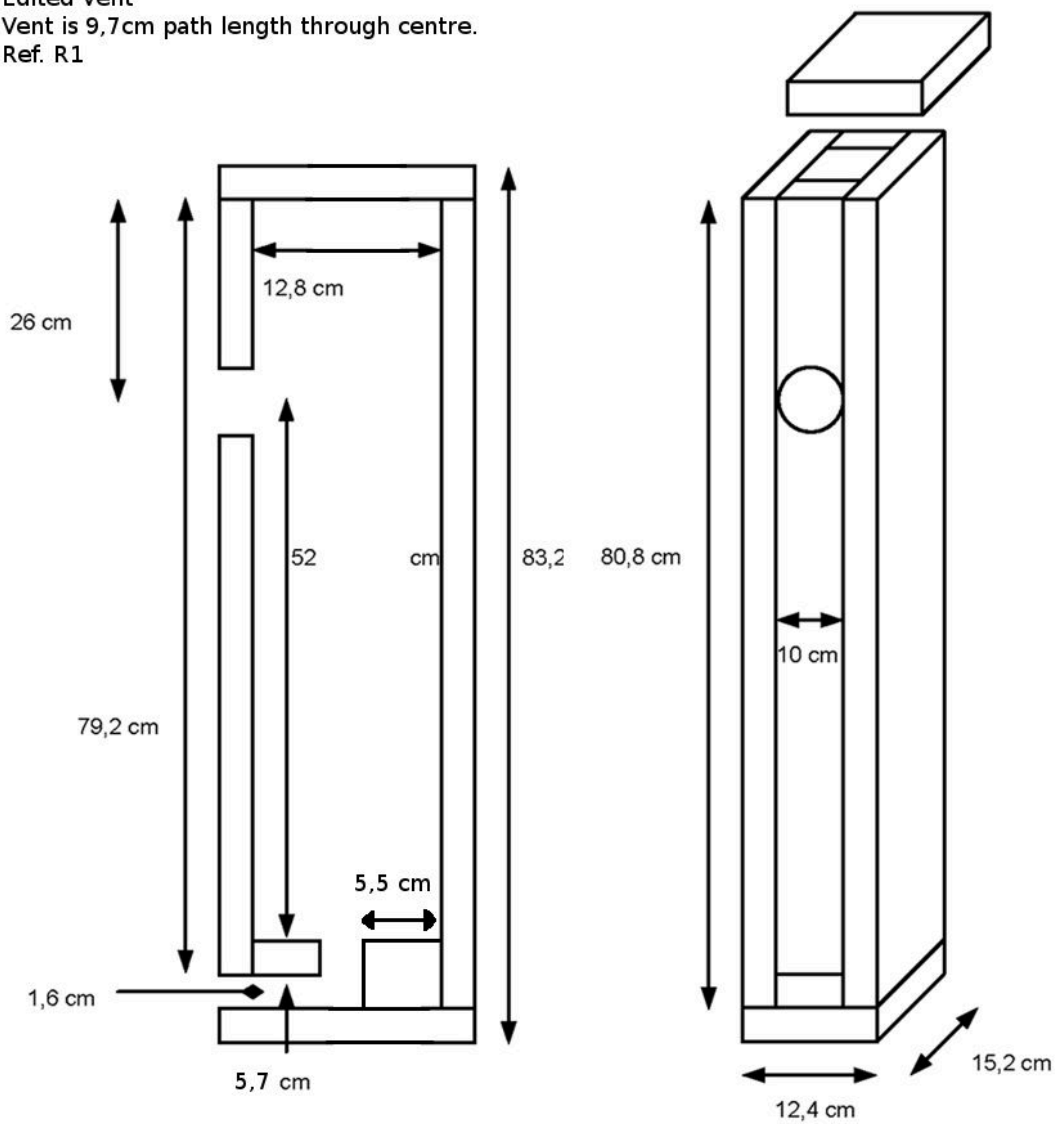
For drivers with  $F_s$  100 Hz or higher the port should be adjusted, as the original build of TABAQ moves the tuning lower a few Hz. This works well for 4 inch driver, but for 3 inch drivers the updated port should be used. Thanks to robskillz for addressing this.

### Driver placement – general adjustment

Driver 8" from closed end: 20,3 cm (8 inch)

**Correct build of the port - by robskillz August 25<sup>th</sup> 2016 #1364**


Edited Vent  
Vent is 9,7cm path length through centre.  
Ref. R1



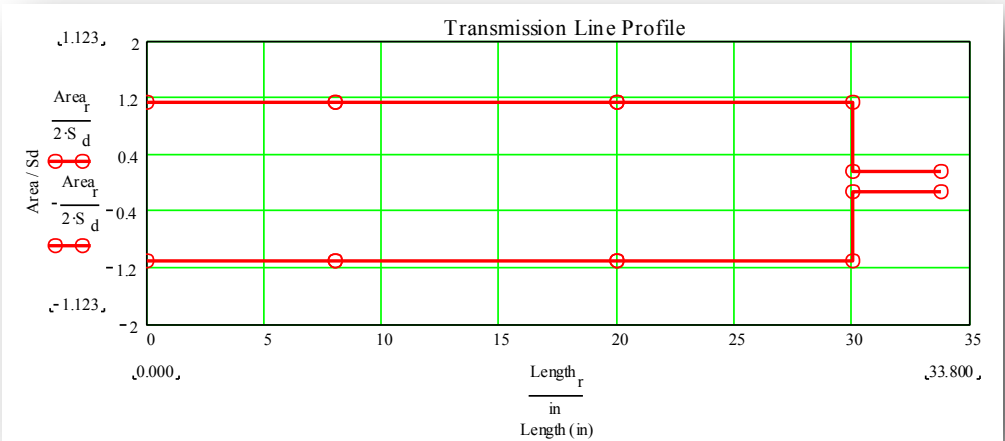
**NB:** Driver to closed end: 20,3 cm (8 inch)

TABAQ Geometry

Driver – Closed end 8”	20,3 cm	128 cm <sup>2</sup>
Driver – Aperture 22”	55,9 cm	128 cm <sup>2</sup>
Aperture – 3.8 ”	9,7 cm	16 cm <sup>2</sup>
Stuffing upper 2/3	0.227 lb	103 gram

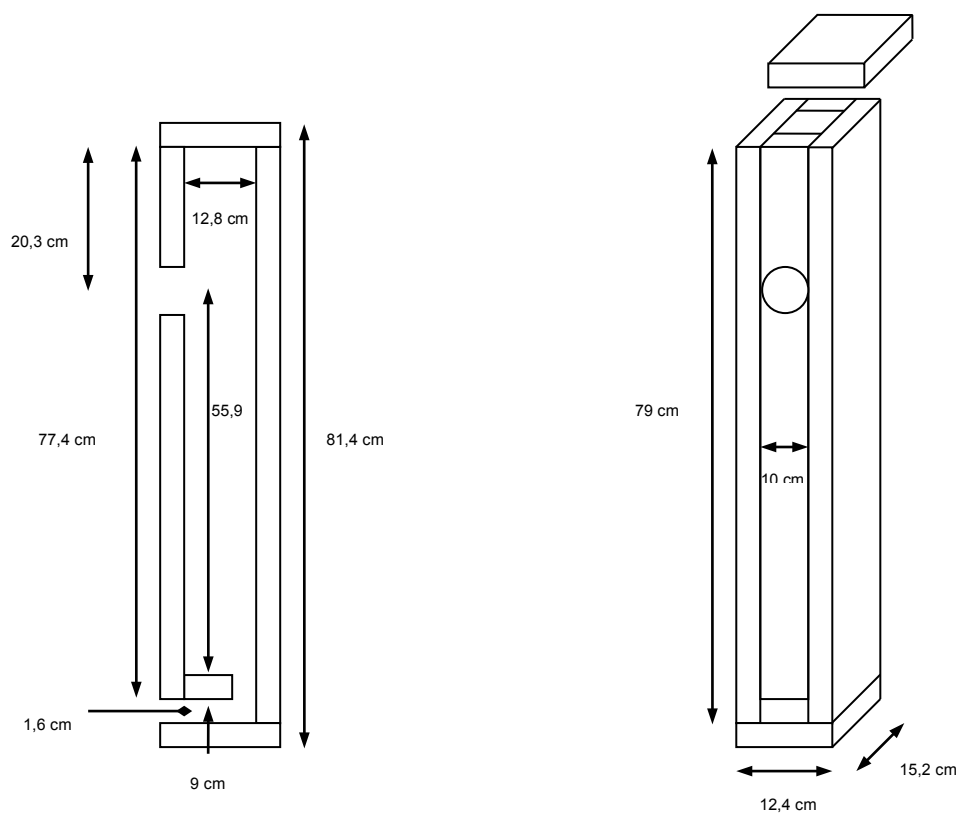


Profile MJK model:



# TABAQ

12 mm MDF



Bjørn Johannesen  
Copenhagen Denmark  
[bjornarnejohannesen@gmail.com](mailto:bjornarnejohannesen@gmail.com)

March 3<sup>rd</sup> 2017